UL-265P-60 UL-270P-60 UL-275P-60 UL-280P-60

ulica solar
LEADING IN TECHNOLOGY

NEW (5BB)

Założona przez Grupę Shanshan, jedna z TOP 500 przedsiębiorstw w Chinach, Ulica Solar produkuje wysokiej jakości wydajne ogniwa i moduły fotowoltaiczne. Doświadczenie, wiedza i poziom ekspertyzy technicznej zdobytej przez lata, pozwala Ulica Solar oferować szeroki wachlarz modułów mono i poli, dedykowanych do każdej instalacji, począwszy od domowych projektów dachowych, po obiekty komercyjne i parki solarne.

5 Bus bar-owe wykonanie
Bardziej równomierne rozłożenie naprężenia mechanicznego. Mniej mikropęknięć i strat rezystancji. Wyższy współczynnik wypełnienia i wyższa wydajność.

Dodatnia tolerancja mocy (0~+W)

Doskonała odporność na trudne warunki atmosferyczne
Moduł odporny na obciążenie śniegiem do 8000Pa, wiatrem 2400Pa.

Wysoka wydajność w warunkach słabego oświetlenia
Działają w pochmurne, deszczowe dni.

Wolne od degradacji indukowanym napięciem i „ślimaczych ścieżek"
Zmniejszone ryzyko przepuszczalności wody i degradacji indukowanym napięciem.

Wielka wytrzymałość w ekstremalnych warunkach.
Pozytywnie przeszły test korozji mgły solnej, test korozyjny amoniaku, test pyłu i piasku, test ogniowy, wszystkie certyfikowane przez TUV.

Podwójne testy elektroluminescencyjne (EL)
Dokładnie sprawdzono przed i po laminowaniu, aby zagwarantować bezawaryjność modułów.

Znane na całym świecie ubezpieczenie gwarancji
Ubezpieczenie CHUBB z USA oraz Solar Insurance & Finance z Holandii.

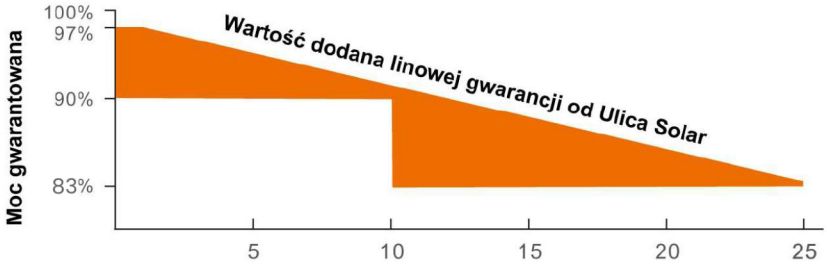

12 lat - gwarancja mechaniczna
25 lat - gwarancja liniowości mocy
Gwarancja na uzysk 83% po 25 latach

Add: No.181 Shanshan Road, Wangchun Industrial Area,Yinzhou District,Ningbo,China
Tel: +86-574-28828983 Fax: +86-574-28828973
Email: sales@ulsolar.com.cn Web: www.ulicasolar.com
Dystrybucja w polsce: MP Solar Group Sp.z o.o www.mpsolar.pl tel. +48 785 902 510

ulica solar

POLY 265W/270W/275W/280W

ulica solar
LEADING IN TECHNOLOGY

PARAMETRY ELEKTRYCZNE

Parametry elektryczne dla warunków STC

Typ modułu			UL-265P-60	UL-270P-60	UL-275P-60	UL-280P-60
Moc wyjściowa	Pmax	W	265	270	275	280
Tolerancja mocy	△Pmax	%	0/+5W			
Wydajność modułu	η m	%	16.19	16.50	16.80	17.11
Napięcie dla P_{max}	Vm	V	30.9	31.0	31.1	31.3
Prąd dla P_{max}	Im	A	8.58	8.71	8.85	8.95
Napięcie obwodu otwartego	Voc	V	38.0	38.2	38.3	38.5
Prąd zwarcia	Isc	A	9.02	9.13	9.25	9.35

STC: 1 000W/m² irradiancja, 25°C temperatura modułu, AM1.5 spektrum.

KRZYWA I-V

I-V charakterystyka przy różnych napromieniowaniach

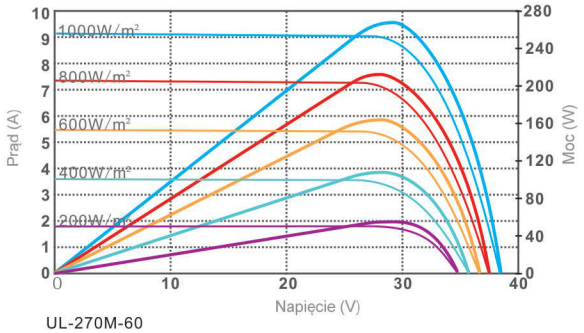

UL-270M-60

CHARAKTERYSTYKA TERMICZNA

Nominalna temperatura pracy komórek	NOCT	°C	45±2
Współczynnik temperaturowy dla P_{max}	γ	%/°C	-0.403
Współczynnik temperaturowy dla V_{oc}	βvoc	%/°C	-0.330
Współczynnik temperaturowy dla I_{sc}	αisc	%/°C	+0.049

I-V charakterystyka przy różnej temperaturze

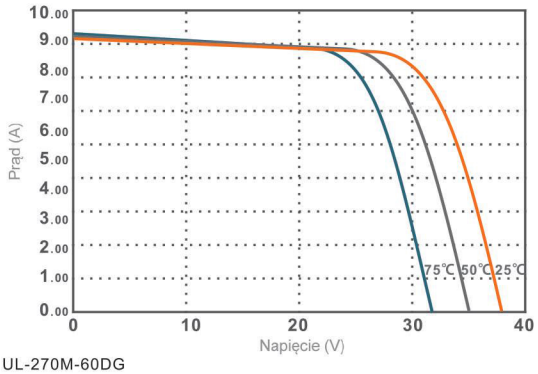

UL-270M-60DG

WARUNKI PRACY

Max. napięcie systemu	1000V
Max. dopuszczalne obciążenie	15A
Zakres temperatur pracy	-40°C～85°C
Max. obciążenie statyczne, Przód (np. śniegiem i wiatrem)	8000Pa
Max. obciążenie statyczne, Tył (np. wiatrem)	3800Pa
Klasa aplikacji	A

MATERIAŁY KONSTRUKCYJNE

Warstwa przednia (materiał/typ/grubość)	szkło hartowane/warstwa samoczyszczącej nanopowłoki nanoszonej na etapie produkcji /3.2mm
Komórka (ilość/materiał/typ/wymiary)	60/polikrystaliczne/156.75x156.75mm
Enkapsulacja (materiał)	kopolimer etylenu z octanem winylu (EVA)
Puszka łączeniowa (stopień ochrony)	IP67
Przewód (długość/przekrój)	900mm/4mm²
Klasa aplikacji	kompatybilne MC4

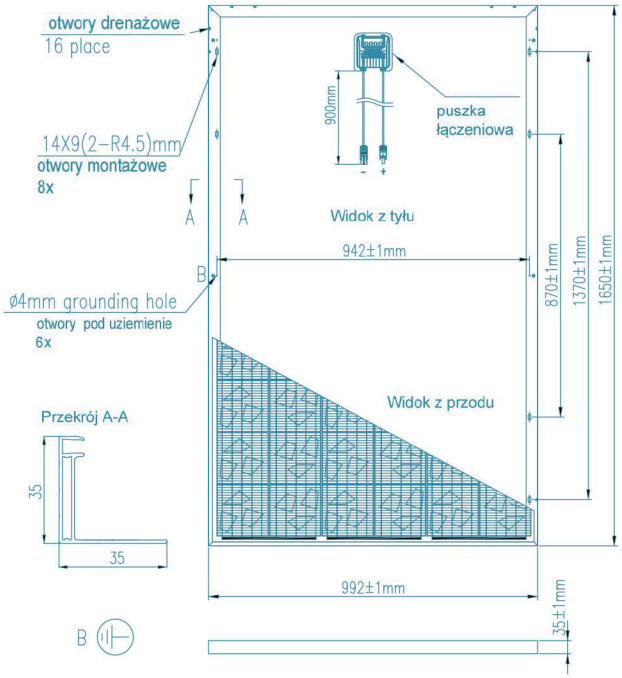

CHARAKTERYSTYKA OGÓLNA

Wymiary (Dł./Szer./Wys.)	1637x992x40mm
Waga modułu	18.5kg

OPAKOWANIE ZBIORCZE

Rozmiar palety (Dł./Szer./Wys.)	1710/1120/2350mm
Waga palety	1150kg
Ilość sztuk/ paleta	60 sztuk
Klasa aplikacji	780 sztuk

CERTYFIKATY MIEDZYNARODOWE

- TÜV SÜD,TÜV NORD,UL,CE,JET,CEC MCS,CQC,IMERTRO,NRE,KS
- ISO9001:2008
- ISO14001:2004
- BS OHSAS 18001:2007

Przed przekazaniem, zainstalowaniem i obsługą modułów Ulica Solar należy przeczytać instrukcję obsugi.

Ze względu na ciągłe innowacje, badania i doskonalenie, specyfikacja może ulec zmianie bez wcześniejszego powiadomienia.

Technical Report No. 70.406.19.095.15

Rev. 00

Dated 2019-10-12

Client name:	Ningbo Ulica Solar Science&Technology Co.,Ltd
Client address:	NO.181, SHANSHAN ROAD, WANGCHUN INDUSTRIAL DISTRICT, NINGBO, CHINA
Client contact:	Mr. Shilan Liao
Manufacturing place:	Ningbo Ulica Solar Science&Technology Co.,Ltd NO.181, SHANSHAN ROAD, WANGCHUN INDUSTRIAL DISTRICT, NINGBO, CHINA
Test subject:	Product: Photovoltaic module
Test specification:	IEC61215:2005-04, Second Edition, partial tests as below 10.1 Visual inspection 10.2 Maximum power determination, 10.16 Static mechanical load test IEC 61730-1:2004 (First Edition) + A1:2011 + A2:2013; IEC61730-2:2004 (First Edition) +A1:2011, partial tests as below MST15 Wet leakage current test MST16 Insulatin Test EL Test
Purpose of examination:	Test according to the test specification, No relevant IEC standards for issue certificates. Only test character is necessary according to the client's requirement.
Test result:	The present test results show in clause 3.

TPS_GCN_F_09.20E – Rev. 1 2012-10-29

This technical report may only be quoted in full. Any use for advertising purposes must be granted in writing. This report is the result of a single examination of the object in question and is not generally applicable evaluation of the quality of other products in regular production.

Telephone : +86 21 6141-0100
Telefax : +86 21 6141-8600
http://www.tuv-sud.cn

TÜV SÜD Certification and Testing (China) Co., Ltd. Shanghai Branch
TÜV SÜD Group
3-13, No.151 Heng Tong Road
200070, Shanghai
P.R. China

1 Description of the test subject

1.1 Function

Manufacturer's specification for intended use:

The PV modules for electricity generation systems with max. voltage of 1500 V DC.

1.2 Consideration of the foreseeable misuse

☒ Not applicable
☐ Covered through the applied standard
☐ Covered by the following comment
☐ Covered by attached risk analysis

1.3 Technical Data

Test sample No.	Model serial No.	Remark/constructional characteristics
GDP190632-1	U610PM191JK1105B	6" Poly module；60 pcs cells
GDP190632-2	U610PM191JK1292B	6" Poly module；60 pcs cells

2 Order

2.1 Date of Purchase Order, Customer's Reference

The order dated 2019-10-09

2.2 Receipt of Test Sample, Location

2019-10-10, Yangzhou Opto-Electrical Products Testing Institute

No.10 West Kaifa Road, Yangzhou, Jiangsu, P.R. China

2.3 Date of Testing

2019-10-11

2.4 Location of Testing

Yangzhou Opto-Electrical Products Testing Institute

No.10 West Kaifa Road, Yangzhou, Jiangsu, P.R. China

2.5 Points of Non-compliance or Exceptions of the Test Procedure

N/A

TÜV SÜD

Telephone : +86 21 6141-0100
Telefax : +86 21 6141-8600
http://www.tuv-sud.cn

TÜV SÜD Certification and Testing (China) Co., Ltd. Shanghai Branch
TÜV SÜD Group
3-13, No.151 Heng Tong Road
200070, Shanghai
P.R. China

3 Test Results

3.1 Initial	Table: Visual inspection (Initial)	P
Test Date [MM/DD/YYYY]..... :	10/11/2019	—
Sample #	Nature and position of initial findings – comments or attach photos	—
GDP190632-1	No major visual defects	P
GDP190632-2	No major visual defects	P
Supplementary information: N/A		

3.2 Initial	Table: Maximum power determination (initial)					P
Test Date [MM/DD/YYYY]..... :	10/11/2019					—
Module temperature [°C]..... :	25					—
Irradiance [W/m²)..... :	1000					—
Sample #	Voc [V]	Isc [A]	Vmp [V]	Imp [A]	Pmp [W]	FF [%]
GDP190632-1	38.380	9.333	31.617	8.896	281.274	78.52
GDP190632-2	38.414	9.293	31.609	8.898	281.268	78.79
Supplementary information: N/A						

3.3 Initial	Table: Insulation test (initial)				P
Test Date [MM/DD/YYYY]..... :			10/11/2019		—
Test Voltage applied [V] ..... :			8000/1500		—
Sample #	Measured	Required	Dielectric breakdown		Result
	MΩ	MΩ	Yes (description)	No	
GDP190632-1	>5000	20.40	No breakdown	X	P
GDP190632-1	>5000	20.40	No breakdown	X	P
Supplementary information: The area of sample is 1.64 m², Maximum resistance measurement range is 5000 MΩ					

3.4 Initial	TABLE: Wet leakage current test (Initial)		P
Test Date [MM/DD/YYYY]..... :	10/11/2019		—
Test Voltage applied [V] ..... :	1500		—
Solution resistivity [Ω cm)..... :	< 3,500 Ω cm at 22 ± 3°C	2127	P
Solution temperature [°C]..... :	22.75		P
Sample #	Measured [MΩ]	Limit [MΩ]	Result

TPS_GCN_F_09.20E – Rev. 1 2012-10-29

Telephone : +86 21 6141-0100
Telefax : +86 21 6141-8600
http://www.tuv-sud.cn

TÜV SÜD Certification and Testing (China) Co., Ltd. Shanghai Branch
TÜV SÜD Group
3-13, No.151 Heng Tong Road
200070, Shanghai
P.R. China

GDP190632-1	415.4	20.40	P
GDP190632-2	392.6	20.40	P
Supplementary information: The area of sample is 1.64 m^2.			

3.5: MQT 16 Static mechanical load test			P
Sample # :	GDP190632-2		—
Test Date [MM/DD/YYYY]	10/11/2019		—
Mounting method .....:	According to client's requirement(8 screws fixing)		—
Load applied to .....:	front side	back side	—
Mechanical load [Pa] .....:	2400	2400	—
First cycle time (start/end) .....:	09:41/10:41	10:47/11:47	—
Intermittent open-circuit (yes/no) .....:	No	no	P
Second cycle time (start/end) .....:	11:53/12:53	12:59/13:59	—
Intermittent open-circuit (yes/no) .....:	No	no	P
Third cycle time (start/end) .....:	14:07/15:07(8000Pa)	15:14/16:14	—
Intermittent open-circuit (yes/no) .....:	No	no	P
Supplementary information: —			

3.6 MQT 01 - Visual inspection after static mechanical load test		P
Test Date [YYYY-MM-DD].....:	10/11/2019	—
Sample #	Nature and position of initial findings – comments or attach photos	—
GDP190632-2	No major visual defects	P
Supplementary information: N/A		

(10.2 Maximum power determination after static mechanical load test)						P
Test Date [MM/DD/YYYY] .....:			10/11/2019			—
Module temperature [°C].....:			25			—
Irradiance [W/m^2) .....:			1000			—
Sample #	Voc [V]	Isc [A]	Vmp [V]	Imp [A]	Pmp [W]	FF [%]
GDP190632-1	38.379	9.299	31.787	8.849	281.299	78.82
GDP190632-2	38.405	9.050	31.814	8.751	278.590	80.16
Pmp degradation after this test [%] ≤ 5%..... :				GDP190632-1	0.008%	P
				GDP190632-2	-0.95%	P
Supplementary information: N/A						

TPS_GCN_F_09.20E – Rev. 1 2012-10-29

Telephone : +86 21 6141-0100
Telefax : +86 21 6141-8600
http://www.tuv-sud.cn

TÜV SÜD Certification and Testing (China) Co., Ltd. Shanghai Branch
TÜV SÜD Group
3-13, No.151 Heng Tong Road
200070, Shanghai
P.R. China

3.7 Initial	Table: Insulation test (Final)				P
Test Date [MM/DD/YYYY]..... :			10/11/2019		—
Test Voltage applied [V] ..... :			8000/1500		—
Sample #	Measured	Required	Dielectric breakdown		Result
	MΩ	MΩ	Yes (description)	No	
GDP190632-1	>5000	20.40	No breakdown	X	P
GDP190632-2	>5000	20.40	No breakdown	X	P
Supplementary information: The area of sample is 1.64 m^2, Maximum resistance measurement range is 5000 MΩ					

3.8 Initial	TABLE: Wet leakage current test (Final)			P
Test Date [MM/DD/YYYY]..... :		10/11/2019		—
Test Voltage applied [V] ..... :		1500		—
Solution resistivity [Ω cm)..... :		< 3,500 Ω cm at 22 ± 3°C	2439	P
Solution temperature [°C] ..... :		22.8		P
Sample #	Measured [MΩ]	Limit [MΩ]		Result
GDP190632-1	423.8	20.40		P
GDP190632-2	396.4	20.40		P
Supplementary information: The area of sample is 1.64 m^2.				

TÜV SÜD

Telephone : +86 21 6141-0100
Telefax : +86 21 6141-8600
http://www.tuv-sud.cn

TÜV SÜD Certification and Testing (China) Co., Ltd. Shanghai Branch
TÜV SÜD Group
3-13, No.151 Heng Tong Road
200070, Shanghai
P.R. China

4 Remark

N/A

5 Appendix

Appendix 1: Sample picture

TÜV SÜD

Telephone : +86 21 6141-0100
Telefax : +86 21 6141-8600

http://www.tuv-sud.cn

TÜV SÜD Certification and Testing (China) Co., Ltd. Shanghai Branch
TÜV SÜD Group

3-13, No.151 Heng Tong Road
200070, Shanghai
P.R. China

Appendix 2: List of measurement equipment

Clause	Measurement / testing	Testing / measuring equipment / material used, (Equipment ID)	Range used	Last Calibration date	Calibration due date
MQT01	—	SB08102	—	2019-05-03	2020-05-02
MQT01	—	SB08108	—	2019-04-29	2020-04-28
MQT01	—	SB08111	—	2019-06-20	2020-06-19
MQT01	—	SB08092	—	2019-04-29	2020-04-28
MQT01	—	SB08125	—	2019-04-26	2020-04-25
MQT02	—	SB08001	—	2019-04-07	2020-04-06
MQT03&MQT15	—	SB10018	—	2019-05-26	2020-05-25
MQT15	—	SB08079	—	2019-04-20	2020-04-19
MQT15	—	SB08054	—	2019-04-20	2020-04-19
MQT16	—	SB01009	—	—	—
MQT16	—	SB10007	—	2019-05-21	2020-05-20

Appendix 3: Statement of the estimated uncertainty of the test results

The power measurement uncertainty is 2.28% (K=2).

6 Summary

The test specifications are met.

TPS_GCN_F_09.20E – Rev. 1 2012-10-29

Telephone : +86 21 6141-0100
Telefax : +86 21 6141-8600
http://www.tuv-sud.cn

TÜV SÜD Certification and Testing (China) Co., Ltd. Shanghai Branch
TÜV SÜD Group
3-13, No.151 Heng Tong Road
200070, Shanghai
P.R. China

TÜV SÜD Certification and Testing (China) Co., Ltd. Shanghai Branch
TÜV SÜD Group

Engineer:	yuezhong shi	**Technical Report checked:**	Tang Ning
	Yuezhong Shi **Project Handler**		**Ning Tang** **Designated Reviewer**

TÜV SÜD

Telephone : +86 21 6141-0100
Telefax : +86 21 6141-8600

http://www.tuv-sud.cn

TÜV SÜD Certification and Testing
(China) Co., Ltd. Shanghai Branch
TÜV SÜD Group

3-13, No.151 Heng Tong Road
200070, Shanghai
P.R. China

Tłumaczenie poświadczone z języka angielskiego

[Tłumaczenie raportu z badania technicznego na 6 stronach papieru z nadrukami firmowymi. W prawym górnym rogu wszystkich stron logotyp „TÜV SÜD". Na stronie 1 pod logotypem slogan „Choose certainty. Add value." [„Wybierz pewność. Dodaj wartość."]. Wzdłuż lewej krawędzi wszystkich stron oznaczenie TPS_GCN_F_09.20E – Rev 1 2012-10-29. U dołu wszystkich stron blok teleadresowy o treści:] -/-

TÜV SÜD Certification and Testing (China) Co., Ltd Shanghai branch TÜV SÜD Group

Telefon +86 21 6141-0100
Telefaks +86 21 6141-8600
http://www.tuv-sud.cn

3-13F, No. 151 Heng Tong Road
Shanghai 200070
P. R. China

Nr projektu: 70.406.16.190.03
Wersja: 00
Data: 2016-08-18
Strona: # z 6

[Strona 1] ----------

Raport techniczny nr 70.406.16.190.03 -/-
Wersja 00 -/-
Z dnia 2016-08-18 -/-

Nazwa Klienta	Ningbo Ulica Solar Science & Technology Co., Ltd.
Adres Klienta	No. 181, Shanshan Road, Wangchun Industrial District, Ningbo, P.R.China
Kontakt ze strony Klienta	Pan Liao Shilan
Zakład produkcyjny	No. 181, Shanshan Road, Wangchun Industrial District, Ningbo, P.R.China
Przedmiot badania	Produkt: moduły fotowoltaiczne Typ: nie podano
Specyfikacja badania	Badanie obciążenia mechanicznego zgodnie z 10.16 / IEC 61215: 2005.
Cel badania	• Badanie zgodnie ze specyfikacją badania. Zgodnie z wymaganiami klienta, wymagane jest tylko określenie charakteru badania.
Wynik badania	Wyniki badania podano w pkt 3.

Niniejszy raport techniczny może być cytowany tylko w całości. Na wszelkie wykorzystanie na potrzeby reklamy musi być uzyskana pisemna zgoda. Niniejszy raport jest efektem jednego badania danego przedmiotu i nie ma charakteru ogólnej oceny jakości innych produktów w standardowych warunkach produkcyjnych. -/-

[Strona 2:] ----------

1 Opis przedmiotu badania -/-

1.1 Funkcja -/-

Specyfikacja Producenta odnośnie przewidzianego zastosowania: -/-
Moduły fotowoltaiczne do systemów generowania prądu elektrycznego o maks. napięciu 1000 V DC. -/-

1.2 Potencjalne niewłaściwe wykorzystanie -/-

X Nie dotyczy -/-
□ Objęte normą mającą zastosowanie -/-
□ Objęte poniższymi uwagami -/-
□ Objęte załączoną analizą ryzyka -/-

1.3 Dane techniczne -/-

Nr fabryczny modułu	Wielkość modułu	Wielkość ogniwa	Typ ogniw	Liczba ogniw	Nr lab.
U610PF1607A1001D	1637*992*40	156*156	Poly	60	1
U610PF1607A1999D	1637*992*40	156*156	Poly	60	2

Moduł kontrolny: próbka 1. -/-

2 Zamówienie -/-

2.1 Data zamówienia zakupu, znak Klienta -/-

Zamówienie z dnia 2016-08-12 -/-

MARIA FILIMON TŁUMACZ PRZYSIĘGŁY JĘZYKA ANGIELSKIEGO

2.2 Przyjęcie próbki do badania, miejsce -/-

2016-08-15, -/-
Yangzhou Opto-Electrical Products Testing Institute -/-
No. 10 West Kaifa Road, Jiangsu Yangzhou P.R. China. -/-

2.3 Data badania -/-

[Strona 3:] ----------

Od 2016-08-17 do 2016-08-18 -/-

2.4 Miejsce badania -/-

Yangzhou Opto-Electrical Products Testing Institute -/-
No. 10 West Kaifa Road, Jiangsu Yangzhou P.R. China -/-

2.5 Niezgodności lub wyjątki w procedurze badania -/-

Nie dotyczy -/-

3 Wyniki badania -/-

10.1 Wstępne	**TABELA: Sprawdzenie wzrokowe (wstępne)**	–
Data badania [MM/DD/RRRR]	08/17/2016	–
Nr próbki	Charakter i umiejscowienie wstępnych stwierdzeń: uwagi lub dołączone zdjęcia	–
1	Widocznych wad nie stwierdzono	P
2	Widocznych wad nie stwierdzono	P

10.2 Wstępne	**TABELA: Określenie mocy maksymalnej (wstępne)**	–
Data badania [MM/DD/RRRR]	08/17/2016	–
Temperatura modułu [°C] niska-wysoka	25	–
Irradiacja [W/m²]	1000	–

Nr próbki	Voc [V]	Vmp [V]	Isc [A]	Imp [A]	Pmp [W]	FF [%]
1	38,102	31,324	9,067	8,507	266,472	77,13
2	38,463	31,617	9,037	8,534	269,820	77,63

10.3 Wstępne			**TABELA: Badanie izolacji (wstępne)**		–
Data badania [MM/DD/RRRR]			08/17/2016		–
Napięcie badania [V]			6000 / 1000		–
Nr próbki	Zmierzone	Wymagane	Przebicie dielektryczne		Wynik
	MΩ	MΩ	Tak (opis)	Nie	
1	> 5000	24,69	–	X	P

[Strona 4:] ----------

2	> 5000	24,69	–	X	P
Informacja uzupełniająca: wielkość modułu: 1,62 [m²], maksymalny mierzony zakres przyrządu wynosi 5000 MΩ.					

10.15 Wstępne	**TABELA: Badanie prądu upływu na mokro (wstępne)**		–
Data badania [MM/DD/RRRR]	08/17/2016		–
Napięcie badania [V]	1000		–
Rezystywność roztworu [Ω cm]	< 3500 Ω cm w 22 ± 3°C	2700	P
Napięcie powierzchniowe [Nm^{-2}]	< 0,03 Nm^{-2} w 22 ± 3°C	nie dotyczy	–
Temperatura roztworu [°C]	22,3		P

Nr próbki	Zmierzone [MΩ]	Wartość graniczna [MΩ]	Wynik
1	311,4	24,69	P
2	436,5	24,69	P

Informacja uzupełniająca: wielkość modułu: 1,62 [m^2].

10.16 E1	**TABELA: Badanie obciążenia mechanicznego**		–
Nr próbki	2		–
Data badania [MM/DD/RRRR]	08/17/2016		–
Metoda mocowania	Według wymagań klienta		–
Przyłożenia obciążenia	z przodu	z tyłu	–
Obciążenie mechaniczne [Pa]	2400	2400	–
Czas pierwszego cyklu (pocz./koniec)	09:07/10:07	10:14/11:14	–
Przerywany obwód otwarty (tak/nie)	Nie	Nie	P
Czas drugiego cyklu (pocz./koniec)	11:20/12:20	12:36/13:36	–
Przerywany obwód otwarty (tak/nie)	Nie	Nie	P
Czas trzeciego cyklu (pocz./koniec)	15:00/16:00 (8000Pa)	16:05/17:05	–
Przerywany obwód otwarty (tak/nie)	Nie	Nie	P

Informacja uzupełniająca: 8 śrub mocujących.

(10.1 Sprawdzenie wzrokowe po badaniu obciążenia mechanicznego)		–
Data badania [MM/DD/RRRR]	08/18/2016	–
Nr próbki	Charakter i umiejscowienie wstępnych stwierdzeń: uwagi lub dołączone zdjęcia	–
1	Wad nie stwierdzono	P
2	Wad nie stwierdzono	P

[Strona 5:] ----------

Informacja uzupełniająca: próbka 1 to moduł kontrolny, nie poddany obciążeniu mechanicznemu.

(10.2 Określenie mocy maksymalnej po badaniu obciążenia mechanicznego)		–
Data badania [MM/DD/RRRR]	08/18/2016	–
Temperatura modułu [°C] niska-wysoka	25	–
Irradiacja [W/m^2]	1000	–

Nr próbki	Voc [V]	Vmp [V]	Isc [A]	Imp [A]	Pmp [W]	FF [%]
2	38,026	31,023	9,063	8,536	264,807	76,84
Pogorszenie Pmp po badaniu [%] < 5%			–1,86			P

Informacja uzupełniająca:

(10.15 Badanie prądu upływu na mokro po badaniu obciążenia mechanicznego)			–
Data badania [MM/DD/RRRR]	08/18/2016		–
Napięcie badania [V]	1000		–
Rezystywność roztworu [Ω cm]	< 3500 Ω cm w 22 ± 3°C	2700	P
Napięcie powierzchniowe [Nm^{-2}]	< 0,03 Nm^{-2} w 22 ± 3°C	nie dotyczy	–
Temperatura roztworu [°C]	22,4		P

Nr próbki	Zmierzone [MΩ]	Wartość graniczna [MΩ]	Wynik
1	371,4	24,69	P
2	411,7	24,69	P

Informacja uzupełniająca: próbka 1 to moduł kontrolny, nie poddany obciążeniu mechanicznemu.

4 Uwagi -/-

Nie dotyczy -/-

4.1 Uwagi dla Zakładu -/-

[Strona 6:] ----------

Nie dotyczy -/-

5 Dokumentacja -/-

Załącznik 1. Wykaz przyrządów pomiarowych -/-

Określenie	Nr identyfikacyjny	Aplikacja	Data ważności kalibracji
Lampa	SB08111	10.1	2017.6.21
Kamera	SB08092	10.1	—
Taśma miernicza	SB08102	10.1	2017.4.15
Liniał	SB08108	10.1	2017.4.15
Miernik oświetlenia	SB08125	10.1	2017.4.15
Symulator pulsacyjny	SB08001	10.2	2017.4.9
Ogniwo referencyjne	SB08101	10.2	2017.6.1
Analizator zgodności w zakresie bezpieczeństwa elektrycznego	SB10018	10.3 i 10.15	2017.6.1
Próbnik prądu upływu na mokro	SB08079	10.15	2016.12.21
Miernik przewodności	SB08054	10.15	2017.5.15
Próbnik do badań obciążenia mechanicznego	SB11005	10.16	—
Źródło zasilania prądem stałym	SB10010	10.16	2017.5.10

MARIA FILIMON PRZYSIĘGŁY TŁUMACZ JĘZYKA ANGIELSKIEGO NR TP/1991/05

6 Podsumowanie -/-

Nie dotyczy -/-

TÜV SÜD Certification and Testing (China) Co., Ltd Shanghai Branch -/-

TÜV SÜD Group -/-

[Dwa nieczytelne podpisy] -/-

Inżynier: __ / Project Handler [Odpowiedzialny za Projekt] -/-

Raport Techniczny sprawdził: __ / Designated Reviewer [Weryfikator] -/-

--------- KONIEC TŁUMACZENIA ----------

REPERTORIUM NR 756/19

Ja, niżej podpisana Maria Filimon, tłumacz przysięgły języka angielskiego wpisany na listę tłumaczy przysięgłych Ministra Sprawiedliwości pod nr TP/1991/05, zaświadczam zgodność niniejszego tłumaczenia z przedstawionym mi dokumentem.

Warszawa, dnia 01 sierpnia 2019 r.

REPERTORY NO 756/19

I, the undersigned Maria Filimon, sworn translator of English, registered by the Polish Minister of Justice under No TP/1991/05, certify that this is a true and complete translation of the document presented to me.

Warsaw, dated August 01st 2019.

MARIA FILIMON TŁUMACZ PRZYSIĘGŁY JĘZYKA ANGIELSKIEGO NR TP/1991/05

ZERTIFIKAT ◆ CERTIFICATE ◆ 認證證書 ◆ СЕРТИФИКАТ ◆ CERTIFICADO ◆ CERTIFICAT

Product Service

CERTIFICATE

No. Z2 083334 0049 Rev. 00

Holder of Certificate: **Ningbo Ulica Solar Science & Technology Co., Ltd**
No. 181, Shanshan Road
Wangchun Industrial District
315177 Ningbo
PEOPLE'S REPUBLIC OF CHINA

Certification Mark:

Product: **Crystalline Silicon Terrestrial Photovoltaic (PV) Modules**
Poly-Crystalline Silicon Photovoltaic Module

The product was tested on a voluntary basis and complies with the essential requirements. The certification mark shown above can be affixed on the product. It is not permitted to alter the certification mark in any way. In addition the certification holder must not transfer the certificate to third parties. See also notes overleaf.

Test report no.: 704061806603-00

Valid until: 2023-08-21

Date, 2018-08-31 (Zhulin Zhang)

A4 / 07.17

TÜV SÜD Product Service GmbH • Certification Body • Ridlerstraße 65 • 80339 Munich • Germany

Product Service

CERTIFICATE

No. Z2 083334 0049 Rev. 00

Model(s):

UL-xxxP-72/UL-xxxP-72HV, xxx= 330 to 360 in step of 5;
UL-xxxP-60/UL-xxxP-60HV, xxx= 275 to 300 in step of 5;
UL-xxxP-54/UL-xxxP-54HV, xxx= 245 to 270 in step of 5;
UL-xxxP-48/UL-xxxP-48HV, xxx= 220 to 240 in step of 5;
xxx is standing for rated output power at STC

Parameters:

Rated Output Power at STC:	330 W, 335 W, 340 W, 345 W, 350 W, 355 W, 360 W; 275 W, 280 W, 285 W, 290 W, 295 W, 300 W; 245 W, 250 W, 255 W, 260 W, 265 W, 270 W; 220 W, 225 W, 230 W, 235 W, 240 W;
Construction:	Framed, with Junction box, Cable and Connectors.
Safety Class :	Class II
Maximum System Voltage:	1000 V DC or 1500 V DC
Fire Safety Class:	Class C according to UL790
Test Laboratory:	Yangzhou Opto-Electrical Products Testing Institute, No. 10 West Kaifa Road, Yangzhou, 225009 Jiangsu, P. R. China.

Tested according to:

IEC 61215-1(ed.1)
IEC 61215-1-1(ed.1)
IEC 61215-2(ed.1)
IEC 61730-1(ed.2)
IEC 61730-2(ed.2)

Production Facility(ies):

083334

ZERTIFIKAT ◆ CERTIFICATE ◆ 認證證書 ◆ СЕРТИФИКАТ ◆ CERTIFICADO ◆ CERTIFICAT
TÜV SÜD

A4 / 07.17

TÜV SÜD Product Service GmbH • Certification Body • Ridlerstraße 65 • 80339 Munich • Germany

ZERTIFIKAT ◆ CERTIFICATE ◆ 認證證書 ◆ СЕРТИФИКАТ ◆ CERTIFICADO ◆ CERTIFICAT

Product Service

CERTIFICATE

No. Z2 083334 0039 Rev. 01

Holder of Certificate: **Ningbo Ulica Solar Science & Technology Co., Ltd**
No. 181, Shanshan Road
Wangchun Industrial District
315177 Ningbo
PEOPLE'S REPUBLIC OF CHINA

Certification Mark:

Product: **Crystalline Silicon Terrestrial Photovoltaic (PV) Modules**
Poly-Crystalline Silicon Photovoltaic Module

The product was tested on a voluntary basis and complies with the essential requirements. The certification mark shown above can be affixed on the product. It is not permitted to alter the certification mark in any way. In addition the certification holder must not transfer the certificate to third parties. See also notes overleaf.

Test report no.: 704061619002-01

Valid until: 2023-10-14

Date, 2018-10-15 (Zhulin Zhang)

TÜV SÜD Product Service GmbH • Certification Body • Ridlerstraße 65 • 80339 Munich • Germany

A4 / 07.17

ZERTIFIKAT ◆ CERTIFICATE ◆ 認證證書 ◆ СЕРТИФИКАТ ◆ CERTIFICADO ◆ CERTIFICAT

Product Service

CERTIFICATE

No. Z2 083334 0039 Rev. 01

Model(s):

UL-285P-72, UL-290P-72, UL-295P-72, UL-300P-72, UL-305P-72, UL-310P-72, UL-315P-72, UL-320P-72, UL-325P-72, UL-330P-72, UL-335P-72, UL-340P-72, UL-345P-72, UL-350P-72, UL-355P-72, UL-360P-72, UL-365P-72, UL-370P-72. UL-240P-60, UL-245P-60, UL-250P-60, UL-255P-60, UL-260P-60, UL-265P-60, UL-270P-60, UL-275P-60, UL-280P-60, UL-285P-60, UL-290P-60, UL-295P-60, UL-300P-60, UL-305P-60. UL-215P-54, UL-220P-54, UL-225P-54, UL-230P-54, UL-235P-54, UL-240P-54, UL-245P-54, UL-250P-54, UL-255P-54, UL-260P-54, UL-265P-54, UL-270P-54, UL-275P-54.

Parameters:

Rated Output Power at STC:	285W, 290W, 295W, 300W, 305W, 310W, 315W, 320W, 325W, 330W, 335W, 340W, 345W, 350W, 355W, 360W, 365W, 370W, 240W, 245W, 250W, 255W, 260W, 265W, 270W, 275W, 280W, 285W, 290W, 295W, 300W, 305W. 215W, 220W, 225W, 230W, 235W, 240W, 245W, 250W, 255W, 260W, 265W, 270W, 275W.
Construction:	Framed, with Junction box, Cable and Connectors.
Application Class :	Class A
Maximum System Voltage:	1000 V DC
Fire Safety Class:	Class C
PID test condition:	-1000 V DC, 85 °C, 85 % RH, 96h

Tested according to:

IEC 61215(ed.2)
IEC 61730-1(ed.1);am1;am2
IEC 61730-2(ed.1);am1
PPP 58042B:2015

Production Facility(ies):

083334

A4 / 07.17

TÜV SÜD Product Service GmbH • Certification Body • Ridlerstraße 65 • 80339 Munich • Germany

ZERTIFIKAT ◆ CERTIFICATE ◆ 認證證書 ◆ СЕРТИФИКАТ ◆ CERTIFICADO ◆ CERTIFICAT

Product Service

CERTIFICATE

No. Z2 083334 0034 Rev. 01

Holder of Certificate: **Ningbo Ulica Solar Science & Technology Co., Ltd**
No. 181, Shanshan Road
Wangchun Industrial District
315177 Ningbo
PEOPLE'S REPUBLIC OF CHINA

Certification Mark:

Product: **Crystalline Silicon Terrestrial Photovoltaic (PV) Modules**
Poly-Crystalline Silicon Photovoltaic Module

The product was tested on a voluntary basis and complies with the essential requirements. The certification mark shown above can be affixed on the product. It is not permitted to alter the certification mark in any way. In addition the certification holder must not transfer the certificate to third parties. See also notes overleaf.

Test report no.: 704061325606-03

Valid until: 2023-10-11

Date, 2018-10-15 (Zhulin Zhang)

A4 / 07.17

TÜV SÜD Product Service GmbH • Certification Body • Ridlerstraße 65 • 80339 Munich • Germany

ZERTIFIKAT ◆ CERTIFICATE ◆ 認證證書 ◆ СЕРТИФИКАТ ◆ CERTIFICADO ◆ CERTIFICAT
TÜV SÜD

Product Service

CERTIFICATE

No. Z2 083334 0034 Rev. 01

Model(s):

UL-xxxP-72 (xxx=285-370, in step of 5);
UL-xxxP-60 (xxx=240-305, in step of 5);
UL-xxxP-54 (xxx=215-275, in step of 5);
UL-xxxP-48 (xxx=190-245, in step of 5);
UL-xxxP-36 (xxx=145-185, in step of 5);
UL-xxxP-32 (xxx=125-160, in step of 5);
UL-xxxP-28 (xxx=110-140, in step of 5);
UL-xxxP-24 (xxx=95-120, in step of 5);
xxx is standing for rated output power at STC

Parameters:

Rated Output Power at STC:	285 W, 290 W, 295 W, 300 W, 305 W, 310 W, 315 W, 320 W, 325 W, 330 W, 335 W, 340 W, 345 W, 350 W, 355 W, 360 W, 365 W, 370 W, 240 W, 245 W, 250 W, 255 W, 260 W, 265 W, 270 W, 275 W, 280 W, 285 W, 290 W, 295 W, 300 W, 305 W, 215 W, 220 W, 225 W, 230 W, 235 W, 240 W, 245 W, 250 W, 255 W, 260 W, 265 W, 270 W, 275 W, 190 W, 195 W, 200 W, 205 W, 210 W, 215 W, 220 W, 225 W, 230 W, 235 W, 240 W, 245 W, 145 W, 150 W, 155 W, 160 W, 165 W, 170 W, 175 W, 180 W, 185 W, 125 W, 130 W, 135 W, 140 W, 145 W, 150 W, 155 W, 160 W, 110 W, 115 W, 120 W, 125 W, 130 W, 135 W, 140 W, 95 W, 100 W, 105 W, 110 W, 115 W, 120 W.
Construction:	Framed, with Junction box, Cable and Connectors.
Application Class:	Class A
Maximum System Voltage:	1000 V DC
Fire Safety Class:	Class C
Severity of Salt Mist Test:	Level 1 or Level 5 (condition refer to CDF)

Tested according to:

IEC 61215(ed.2)
IEC 61730-1(ed.1);am1;am2
IEC 61730-2(ed.1);am1
IEC 61701(ed.2)

Production Facility(ies):

083334

TÜV SÜD Product Service GmbH • Certification Body • Ridlerstraße 65 • 80339 Munich • Germany

A4 / 07.17
TÜV®

VERIFICATION OF COMPLIANCE

No.:	SHES181001280302PVC
Applicant:	Ningbo Ulica Solar Science & Technology Co., Ltd. NO. 181, Shanshan Road, Wangchun Industry District, Ningbo, Zhejiang, China
Manufacturer:	Same as applicant
Trade Mark:	ulica solar LEADING IN TECHNOLOGY
Product Description:	Photovoltaic Modules
Model No.:	Refer to page 2
Additional Information (if any):	This verification replace SHES181001280301PVC.

Sufficient samples of the product have been tested and found to be in conformity with

Test Standard:	IEC 62716:2013
as shown in the Test Report Number(s):	SHES181001280371
Remarks:	The certificate is for product performance qualification based on voluntarily product testing. Any changes to the design, materials, components or processing may require repetition of the qualification test in order to retain performance certification. Test has been performed on module type UL-340P-72.

Erin Lin
E&E Safety Lab Technical Manager
SGS-CSTC

2019-01-17

Copyright of this verification is owned by SGS-CSTC Standards Technical Services (Shanghai) Co., Ltd. and may not be reproduced other than in full and with the prior approval of the General Manager. This verification is subjected to the governance of the General Conditions of Services, printed overleaf.

Member of SGS Group (Société Générale de Surveillance)

Note: You may contact us to validate this document by email address: EE.shanghai@sgs.com

This document is issued, on the Client's behalf, by the Company under its General Conditions of Service printed overleaf. The Client's attention is drawn to the limitation of liability, indemnification and jurisdiction issues defined therein.

Any other holder of this document is advised that information contained hereon reflects the Company's findings at the time of its intervention only and within the limits of Clients instructions, if any. The Company's sole responsibility is to its Client and this document does not exonerate parties to a transaction from exercising all their rights and obligations under the transaction documents.

SGSPAPER
19392265

VERIFICATION OF COMPLIANCE

Attachment to Verification No.: SHES181001280302PVC

Model No:

With 6" mono c-Si cells:

UL-xxxM-72 (xxx=300-380, in steps of 5W, 72 cells)

UL-xxxM-60 (xxx=250-315, in steps of 5W, 60 cells)

UL-xxxM-54 (xxx=225-285, in steps of 5W, 54 cells)

UL-xxxM-48 (xxx=200-250, in steps of 5W, 48 cells)

UL-xxxM-36 (xxx=135-190, in steps of 5W, 36 cells)

UL-xxxM-32 (xxx=120-165, in steps of 5W, 32 cells)

UL-xxxM-28 (xxx=115-145, in steps of 5W, 28 cells)

UL-xxxM-24 (xxx=100-125, in steps of 5W, 24 cells)

With 6" poly c-Si cells:

UL-xxxP-72 (xxx=285-370, in steps of 5W, 72 cells)

UL-xxxP-60 (xxx=240-305, in steps of 5W, 60 cells)

UL-xxxP-54 (xxx=215-275, in steps of 5W, 54 cells)

UL-xxxP-48 (xxx=190-245, in steps of 5W, 48 cells)

UL-xxxP-36 (xxx=145-185, in steps of 5W, 36 cells)

UL-xxxP-32 (xxx=125-160, in steps of 5W, 32 cells)

UL-xxxP-28 (xxx=110-140, in steps of 5W, 28 cells)

UL-xxxP-24 (xxx=95-120, in steps of 5W, 24 cells)

Erin Lin
E&E Safety Lab Technical Manager
SGS-CSTC

2019-01-17

SGS-CSTC Standards Technical Services (Shanghai) Co., Ltd. Inspection & Testing Services 02

Copyright of this verification is owned by SGS-CSTC Standards Technical Services (Shanghai) Co., Ltd. and may not be reproduced other than in full and with the prior approval of the General Manager. This verification is subjected to the governance of the General Conditions of Services, printed overleaf.

Member of SGS Group (Société Générale de Surveillance)

Note: You may contact us to validate this document by email address: EE.shanghai@sgs.com

This document is issued, on the Client's behalf, by the Company under its General Conditions of Service printed overleaf. The Client's attention is drawn to the limitation of liability, indemnification and jurisdiction issues defined therein.

Any other holder of this document is advised that information contained hereon reflects the Company's findings at the time of its intervention only and within the limits of Clients instructions, if any. The Company's sole responsibility is to its Client and this document does not exonerate parties to a transaction from exercising all their rights and obligations under the transaction documents.

SGSPAPER
19392266

PV modules Limited Warranty 2019

The model types of Ulica Solar standard PV MODULES under this warranty as below:

（**1**）Poly-crystalline Solar panel range
UL-***P-72 （***=320-360Watt, in step of 5Watt）
UL-***P-60 （***=260-300Watt, in step of 5Watt）
UL-***P-36 （***=145-175Watt, in step of 5Watt）

（**2**）Mono-crystalline Solar panel range
UL-***M-72 （***=335-375Watt, in step of 5Watt）
UL-***M-60 （***=270-310Watt, in step of 5Watt）
UL-***M-36 （***=135-185Watt, in step of 5Watt）
UL-***D-72 （***=155-215Watt, in step of 5Watt）
UL-***D-36 （***=80-105Watt, in step of 5Watt）

For the standard solar module types listed above, Ningbo Ulica Solar Science &Technology Co., Ltd. (Ulica Solar) shall WARRANT its Photovoltaic Solar Modules (MODULES)'s performance (i) starting from the date of sale to the first customer installing the MODULES or (ii) starting at the latest 12 months after MODULES dispatch from Ulica Solar`s factory, whichever occurs earlier (the WARRANTY START DATE).

1. **Twelve-year Limited Product Warranty**

Ulica Solar warrants its MODULES, including factory-assembled DC connectors and cables, if any, to be free from defects in materials and workmanship under normal, application, installation, use and service conditions. If the MODULES fail to conform to this warranty, during a period of **Twelve** Years (One Hundred Forty Four Months) from WARRANTY START DATE, Ulica Solar shall, at its option, either repair or replace the MODULE, or refund the then current market price of MODULES. The repair, replacement or refund remedy shall be the sole and exclusive remedy provided under the "**Twelve** -year Limited Product Warranty" and shall not extend beyond the period set forth herein. This "**Twelve** -year Limited Product Warranty" does not warrant a specific power output, which shall be exclusively covered under clause 2 hereinafter.

2. Twenty-five-year Limited Performance Warranty

Ulica Solar warrants that for a period of 25 years commencing on the WARRANTY START DATE loss of power output of the Nominal Power Output specified in the relevant product data sheet and measured at standard test conditions (STC) for the products shall not exceed:

- For Poly-crystalline Products: **2.5%** in the first year, thereafter 0.7% per year, ending with 83% in the 25th year after the WARRANTY START DATE.
- For Mono-crystalline Products: **3.0%** in the first year, thereafter 0.68% per year, ending with 83% in the 25th year after the WARRANTY START DATE.

If the MODULE power output does not achieve the above minimum output thresholds during the guarantee period, then such loss in power is determined by Ulica Solar, at its sole and absolute discretion, and shall be compensated by providing CUSTOMER additional MODULES to make up such loss in power.

"Nominal Power Output" is the power in Watt Peak that a PV-module generates in its Maximum Power Point under STC condition. "STC" are as follows (a) light spectrum of AM 1.5, (b) an irradiation of 1000 W per m^2 and (c) a cell temperature of 25 degree Centigrade. The measurements are carried out in accordance with IEC60904 as tested at the connector or junction box terminals (as applicable) per the calibration and testing standards of Ulica Solar valid at the date of manufacture of the PV-Modules.

This "Limited Warranty of PV Modules" cover any transportation charge, customs clearance or any other costs for return of MODULES or reshipment of any replaced MODULES, or cost associated with installation, removal or reinstallation of MODUELS.

3. Exclusions and Limitations

Warranty claims must in any event be filled within the applicable Warranty period and this "Limited Warranty of PV Modules" does not apply to any MODULE which in Ulica Solar's absolute judgment has been subjected to:

- Modification, customer repair, misuse, abuse, neglect or accident;
- Alternation, improper installation or application;
- Non-observance of Ulica Solar's installation and maintenance instructions;
- Scrach Service by service technicians who are not qualified under the relevant law and/or applicable regulations at the place of installation;
- The MODULE's type, or series number is changed, erased or made illegible.
- Exposure to improper voltage or power surges or abnormal environmental

conditions (such as acid rain or other pollution);

- Defective components in the construction on which the modules is mounted;
- Exposure to mold discoloration or similar external effects;
- Exposure to any of the following: extreme thermal or environmental conditions or rapid changes in such conditions, corrosion, oxidation, unauthorized modifications or connections, unauthorized opening, servicing by use of unauthorized spare parts, accident, force of nature (such as lighting strike, earthquake),influence from chemical MODULEs or other acts which are out Ulica Solar's control (including damage by fire, flood, etc.)

4. Limited Warranty Scope

This "Limited Warranty for PV modules" as set forth herein expressly in lieu of and exclude all other express or implied warranties, including but not limited to warranties of and of fitness for particular purpose, use, or application, and all other obligations or liabilities on the part of Ulica Solar, unless such other obligation or liabilities are expressly agreed to in writing on the part of Ulica Solar. Ulica Solar shall have no responsibility or liability whatsoever for damage or injury to persons or property, or for other loss or injury resulting from any cause whatsoever arising out of or related to the MODULES, including but without limitation, or from use or installation. Under no circumstances shall Ulica Solar be reliable for incidental, consequential or special damages, howsoever caused. Loss of use, loss of profits, loss of production, and loss of revenues are specifically and without limitation excluded. Ulica Solar's aggregate liability, if any, in damages or otherwise, shall not exceed the invoice value as paid by the CUSTOMER.

5. Obtaining Warranty Performance

If the CUSTOMER has a justified claim covered by this "Limited Warranty for PV-Modules", an immediately notification directly to Ulica Solar shall be filed by mailing a registered letter in writing to the address of Ulica Solar listed hereunder, or, sending an email letter to the email account of Ulica Solar listed hereunder. Together with the notification, the CUSTOMER should enclose the evidence of the claim with the corresponding serial number of the MODULES and the date on which the MODULES have been purchased. An invoice with clear indication of the purchase date, purchase price, module type, stamp or signature of Ulica Solar or its distributor should also be submitted as part of the evidence. The return of any MODULES will not be accepted unless prior written authorization has been given by Ulica Solar.

6. **Dispute**

In case of any discrepancy in a warranty-claim, a first-class international test institute such as TUV or JET in Japan shall be involved to judge the claim finally. All the fee and expenses shall be born by the losing party, unless otherwise awarded.

7. Various

The repair or replacement of the MODULES or the supply of additional MODULES, does not cause the beginning of new Warranty terms, nor shall the original terms of ”Limited Warranty for PV Module” be extended. Any replaced MODULES shall become the property of Ulica Solar made for their disposal. Ulica Solar has the right to deliver another type (different in size, color, shape and /or power) in case Ulica Solar discontinued producing the replaced MODULES at the time of the claim.

8. Warranty Transfer

This “Limited Warranty for PV Modules” is transferable when the MODULEs remains installed in its original installation location and will become null and void if the MODULE is transferred from the original installation location without written permission from Ulica Solar.

9. Force Majeure

ULICA SOLAR shall not in any way be responsible or liable to the Customer or any third-party arising from any non-performance or delay in performance of any terms and conditions of sale, including this ” Limited Warranty for PV Module”, due to acts of God, war, riots, strikes, warlike conditions, plague or other epidemics, fire, flood, or any other similar cause or circumstance beyond the reasonable control Ulica Solar. In such cases, performance by Ulica Solar in this Limited Warranty shall be suspended without liability for the period of delay reasonably attributable to such cause.

10. Validation

This “Limited Warranty of PV Modules” shall be valid together with the stamp and signature of Sales Contract and only valid for all of MODULEs under this Sales Contract.

Global Service Center:
Ningbo Ulica Solar Solar Science & Technology Co., Ltd.
Add: No.181,Shanshan Road, Wangchun Industrial Area,
Haishu District, Ningbo, China (PC: 315177)
Tel: 86-574-28828976
Fax: 86-574-28828997
Email: sales@ulsolar.com.cn
Web: www.ulicasolar.com

WUJIANG CSG GLASS CO., LTD.
No.88 Panglong Road, Economic Development Zone
Wujiang, JiangSu, China

Ningbo Ulica Solar Science & Technology Co., LTD
No.181, Shanshan Road, Wangchun Industrial
District, Ningbo, China

STATEMENT OF PHOTOVOLTAIC GLASS

We, WUJIANG CSG GLASS CO., LTD. hereby inform, that the glass providing for Ningbo Ulica Solar Science & Technology Co., LTD to produce photovoltaic modules have a minimum 94.5% of light permeability, the front glass with special anti-reflex coating and with special self-cleaning coating.

Best Regards
Sales Manager
Duan Chengsen
WUJIANG CSG GLASS CO., LTD.